


photography : J H I, Jayne Cho, Jason Lefton, Christine Kim / copy : J H I, Katie Yule / centerspread art: Danielle Dimston / stock: Wauson Paper, Exact®, Natural, 50# text

WE HOLD UP, WE HOLD OUT,
WE **H**OLD FAST. LIFE IS A
PROCESS OF HOLDING ON
AND LETTING GO. WHAT DO
YOU HOLD DEAR? HOLD OFF?
WE HOLD THESE TRUTHS TO
BE **S**ELF-EVIDENT. PUT WHAT
YOU'RE DOING ON HOLD AND
ALLOW A SIMPLE IDEA TO
HOLD YOUR ATTENTION.


holding on that makes one strong;



HOLD

differentia Vol. 2 No. 1

sometimes
it's letting go. -sylvia Robinson




With my closed eyes / Only gravity held
you beside me / And now not even that.
What am I to do with this:

The backwash of
years lived in
limbo / carefully
arranged at your
convenience.

- a. Maya; buttons: *I like their personalities - they're well rounded.*
- b. Esther; cards: *It colors my addiction.*
- c. Aaron; Pez dispensers: *It's the perfect fusion of toy and candy.*
- d. David; sneakers: *They're colorful, comfortable and cool.*
- e. Ann Blair; chairs: *Reminds me of our wedding.*
- f. John; Majestic lamps: *What were they thinking?*
- g. Jason; dunnies: *They're cute and reminiscent of innocence.*
- h. Jo; shoes: *Because I want to smile when I look down.*
- i. Lindsay; adhesive tape: *Because I'm crazy... about tape!*

(The children next door erected a weathervane on the roof,
and more often than not it points towards your house.)



“A small rock holds back a great wave.” – Homer, The Odyssey

Summertime afternoon at the pool with sunscreened hands on peanut butter sandwiches. Dipping under water, our eyes fill with chlorine and our chests expand. We swim through each other’s legs and sit at the bottom until our weight brings us up.



The test of a first-rate intelligence is the ability to hold



two opposed ideas in the mind at the same time, and still retain the ability to function. F. Scott Fitzgerald



remove empty bottle from water cooler and set aside. remove red cap from fresh, new bottle by pulling the tab in circular motion (fig. 101). **using both hands, lift bottle up and hold firmly against your chest (if necessary, weakling).** carefully maneuver hands to bring bottle to a 45° tilt (fig. 102). center lip of bottle directly above the water cooler's opening. **increase angle of bottle with both hands.** water will begin to gush forth (fig. 103): **do not panic.** quickly tilt bottle to a 90 degree angle (fig. 104), inserting bottle directly atop water cooler. congratulations. now pour yourself a glass (fig. 105).

*strength, precision, and will power required. practice with cap on if necessary.

There's this 9 minute song - soft and slow, simple but growing. It goes up and to the left but then an exploding heart, a hyperventilating cry, your new favorite comfort until a sharp right diagonal-down, now fast and loud, now stacked and swaying...

